

MGD Scaffold Plug




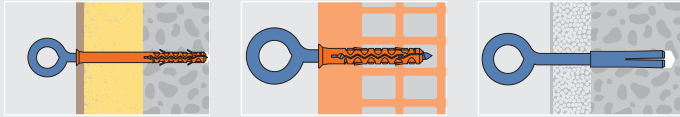
Features

- Economical solution for light scaffolds
- Corresponding DIN 4420
- Tension force of eyelet: 26 kN (DIN EN 10002-1: 1991-04)
- Setting depth mark for correct installation
- Plug made from high-quality polyamide PA6
- Temporary outdoor applications



Applications

façade scaffolds, climbing scaffolds, tensioning ropes




Technical Data

	Concrete C20/25 tension load (kN)	Brick tension load (kN)	Perforated Brick tension load (kN)
MGD	5	4.5	1.6
MGVm (with ESA)	5.3	-	-

Important: without hammer drilling in perforated brick and lightweight concrete / Safety factor of 3 is included / 1 kN ≈ 100 kg

Installation



Article code	Plug and drill \varnothing mm $d_{\text{nom}} = d_0$	Length mm L	Fit to MGV Scaffold Screw in mm L_s	Box content FS	Outer carton SK	Quantity per pallet
1131407	14	70	90-550	50 ⁴¹	450 ³²	27000
1131410	14	100	120-550	50 ⁵¹	300 ³²	18000
1131414	14	140	160-550	25 ⁵¹	150 ³²	9000

MGD Scaffold Plug



Article code	Shank \varnothing mm d_s	Length mm L_s	Usable length mm f_{fix}	Hole \varnothing mm d_w	Box content FS	Outer carton SK	Quantity per pallet
1131209	12	90	15	25	25 ⁴¹	75 ¹²	4500
1131212	12	120	45	25	25 ⁴¹	75 ¹²	4500
1131216	12	160	85	25	25 ⁵¹	75 ²²	4500
1131219	12	190	115	25	20 ⁵¹	60 ²²	3600
1131223	12	230	155	25	10 ⁵¹	20 ¹²	1200
1131230	12	300	225	25	10	-	-
1131235	12	350	275	25	10	-	-
1131240	12	400	325	25	10	-	-
1131245	12	450	375	25	10	-	-
1131250	12	500	425	25	10	-	-
1131255	12	550	475	25	10	-	-


Further dimensions on request

MGV Scaffold Screw



Article code	Inner plug \varnothing of the installed plug mm	Length mm L	Box content FS	Outer carton SK	Quantity per pallet
1121090	10-12	40	100 ⁴¹	900 ³²	54000

MVS End Cap for Scaffold Plug



Article code	Shank \varnothing mm d_s	Length mm L_s	Usable length with ESA mm f_{fix}	Hole \varnothing mm d_w	Box content FS	Outer carton SK	Quantity per pallet
1131508	12	80	65	23	25 ³¹	150 ²²	3600
1131510	12	100	85	23	25 ⁴¹	75 ¹²	1800
1131512	12	120	105	23	25 ⁴¹	75 ¹²	1800

In connection with Drop in Anchor ESA M12, corresponding DIN 4420

MGVm Scaffold Screw with metric thread, steel quality 5.8

